

Steps 1, 2 & 3 How to access the WebTrak from the Airport's website (www.hollywoodburbankairport.com)

Passenger Services | TSA | Contact Us | Replacement Terminal | FAQ

HOLLYWOOD BURBANK AIRPORT

ARRIVALS DEPARTURES

| FLIGHT | FROM | STATUS | SCHED | UPDATED |
|--------|-------------------|---------|----------|----------|
| WN2815 | San Jose, CA | Arrived | 11:25 AM | 11:19 AM |
| WN2545 | Oakland, CA | Arrived | 11:40 AM | 11:32 AM |
| WN2993 | Las Vegas, NV | Arrived | 12:00 PM | 11:54 AM |
| AA3039 | Phoenix, AZ | Arrived | 12:02 PM | 12:10 PM |
| WN363 | Phoenix, AZ | Arrived | 12:45 PM | 12:52 PM |
| UA5342 | Denver, CO | In Air | 12:54 PM | 1:53 PM |
| WN2779 | Oakland, CA | Arrived | 1:00 PM | 12:45 PM |
| WN1643 | Las Vegas, NV | In Air | 1:30 PM | 1:14 PM |
| UA4403 | San Francisco, CA | Arrived | 1:30 PM | 1:14 PM |

BROWSE ALL FLIGHTS | VIEW FLIGHT TRACKER

Parking
Ground Transportation

Airport Authority | Badging Office | **Noise & Environment** | Film & Business

Privacy Policy | Disclaimer | External Links Policy

Step 1 – Bottom of page: Click Here

Passenger Services | TSA | Contact Us | Replacement Terminal | FAQ

HOLLYWOOD BURBANK AIRPORT

FLY QUIETLY
VOLUNTARY CURFEW IN EFFECT 10:00PM - 7:00AM

Noise Issues

Addressing the impact of aircraft noise has been a high priority at Burbank Bob Hope Airport since the Airport Authority purchased the Airport from Lockheed in 1978. Since then, Authority policies and acoustical treatment of nearby schools and over 1,800 homes have combined with the improvement of aircraft technology and airline cooperation in keeping nighttime commercial flights to a minimum to allow substantial progress.

The Airport Authority remains committed to its acoustical treatment program and pursuing additional measures to reduce and decrease nighttime aircraft noise at this Airport and in the entire San Fernando Valley.

Flight Tracking

The Airport Authority uses WebTrak to provide flight information to the public and to track noise inquiries. To report a noise inquiry, please use the noise inquiry form on WebTrak or contact the toll-free 24-hour Noise Complaint Hotline at 1-800-441-0402.

Noise & Environment

- Noise Issues
- Noise Monitoring
- Noise Rules Summary
- Part 161 Update
- Part 150 Study Updates
- Sustainability

Step 2 – Click WebTrak

WebTrak Terms of Use and Notices

Last updated March 2011

AGREEMENT BETWEEN YOU AND BRÜEL & KJÆR

The WebTrak site is made up of various Web pages operated by BRÜEL & KJÆR, Level 14/479 St Kilda Road, Melbourne 3004, Victoria Australia. These Terms of Use and Notices apply to the WebTrak Site and do not apply to the content of third parties. You agree to use the third party material only within the WebTrak Site. The WebTrak Site is offered to you conditionally on your acceptance without modification of the terms, conditions, and notices contained herein. Your use of the WebTrak Site constitutes your agreement to all such terms, conditions and notices.

PERSONAL AND NON-COMMERCIAL USE LIMITATION

Unless otherwise specified, the WebTrak Site is for your personal, non-commercial use. You may not modify, copy, distribute, transmit, retransmit, sell, lease, license, create derivative works from, or otherwise use the information, software, or other data contained on the WebTrak Site for any purpose other than that for which it was intended.

Accept Terms

Step 3 – “Accept Terms” to Open WebTrak

Step 4 - Welcome to WebTrak

Bob Hope Airport
Start Here Submit Inquiry Documents Legend Help

Quick Start Guide
Using WebTrak you can track the flight activity in to and out of Burbank Bob Hope Airport, along with information about each aircraft.

Aircraft
Aircraft are color-coded to show whether they are arrivals, departures or over flights. Please refer to Legend tab for details of color usage.
The line trailing behind each aircraft shows where it flew in the last 30 seconds.

Map Controls
Zoom
Address Lookup
Community Zoom
Reset Map
Print

Noise Monitors
The colorful circles around the Airport are Noise Monitors. The numbers indicate the current noise decibel level.

Recorded History
To research a past event, click on "Recorded History"

Select Date
Date to load: 12/06/2016

Select time / click "Start Replay"
Time to start replay: 02:02 PM

Adjust Speed / Play & Pause
1x

Weather
Mostly Cloudy
Southwest winds @ 6 kt
Observation Time: 1:53 PM
Temperature: 16 °C
Pressure: 29.9 inHg
Relative Humidity: 52%
Dew Point: 43 °F / 6 °C
Visibility: 10 mi

Messages
Noise Hotline
24-Hrs Noise Complaint Hotline (800) 441-0409
The "Most Current" data is delayed by approximately 20 minutes for security purposes.
Nov 12 2014 @ 12:00 AM


Dec 6 2016 2:02:03 PM

WebTrak - General Information




- Instructions and replay settings are found in the left side panel.
- The map behaves similarly to Google maps.
- A user can zoom in and out and drag the map around.
- Additional features include noise monitor readings, a weather window, messages to the community, and the address locator.
- Once a time frame is selected, the left side panel can be closed for full map view.
- If air traffic is too slow or too fast, you can adjust the speed of the replay.



Step 5 – Self Investigation

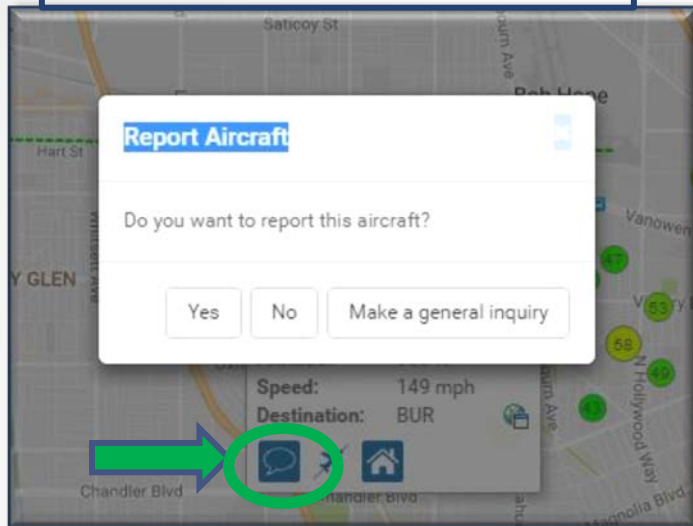
- Click on the Recorded History button. 
 - Select date and time of concern and press the “Start Replay” button
- Once the flight of concern is on the map, press pause and place your cursor on the airplane icon.
 - This will display information about the flight such as Aircraft type, Airports (to or from), Altitude, Mode (Arrival or Departure), Height and Flight Id (Aircraft operator).
- If you click on the moving **airplane icon**, it will give you the same information as above plus 3 additional buttons at the bottom of that box.



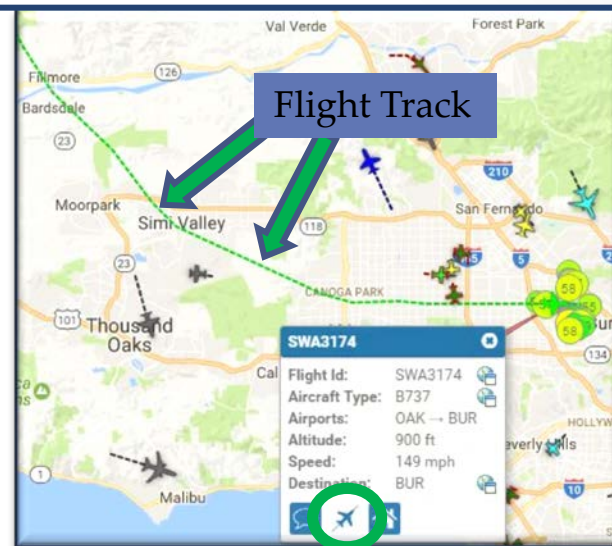
- a. Message button is used to report an aircraft of concern. 
- b. Blue airplane button is to see the flight route (track statistic). 
- c. House button shows the Point of Closest Approach (PCA) to a particular address previously identified on the map using the Address Lookup icon. 

Step 5 – Self Investigation- Flight Information Screenshots

Message Button Screen



Blue Airplane Button Screen



House Button Screen

